

## Linear Bearings


September 2004

Linear bearing products are offered in greater diversity than rotary bearings intimidating many people who might otherwise use these products to improve their machine designs. The choices can be broken into sets rather than one broad array by identifying basic machine functions and features that are required.

One choice is whether the stroke (i.e. length of travel) is shorter than the limits of the bearing system or whether a recirculating product is needed for what may be considered an unlimited stroke. The former product would be something such as flat cage and roller assemblies or die set bearings. Unlimited stroke bearings require rolling elements that recirculate such as those used with shaft assemblies or monorail systems.

Simplicity of design and assembly desired can help us choose. Shaft and bushing systems require lots of parts and labor and simple design errors can easily be made. Carriage and monorail systems need merely be aligned and attached to the structure but cost more per part.

Another important choice is between conformity and rigidity. For example, the use of a roller monorail system with preload can provide the most rigid recirculating system while



requiring the most exacting standards of manufacturing and assembly for the mating components. Ball monorail systems would be more forgiving to errors of manufacturing or expanded tolerances while sacrificing rigidity and load capacity. Products and solutions are widely different depending on the answer to those basic questions.

Regardless of your needs, the following charts can help you make sense of the many different linear systems available. You can make your system successful with these selection criteria.

*BSA wishes to especially thank David Zoesch, INA USA Corporation, for his help in preparing this ESC Report.*

### BSA Educational Services Committee

John Timble,  
*Chairman*  
John M. Armolea  
Douglas Savage  
Howard Gainey  
Peter Fitzpatrick  
James J. Fitzpatrick, Jr.  
Mike Dolpp  
Robert C. Stowell



Constantine T. Kontonickas  
James T. Little  
Peter Horn  
Craig A. Gipson  
David Zoesch  
DeWayne Allmon  
Bruce Hill  
Matt Boylan  
Scott A. MacPherson

*The ESC Report is a program of the Educational Services Committee intended to keep members informed about topics affecting the bearings industry. Comments may be sent to the committee c/o BSA, 800 Roosevelt Road, Building C, Suite 20, Glen Ellyn, IL 60137-5833.*

## LINEAR GUIDANCE SYSTEMS REFERENCE CHART

### LINEAR GUIDANCE SYSTEM TYPE

**Flat Cage Assemblies**



**Recirculating Roller Bearings**



**Recirculating Roller Systems**



**Recirculating Linear Ball Systems - 6 Row**



**Recirculating Linear Ball Systems - 4 Row**



**Recirculating Ball Unit**



**Recirculating Linear Ball Systems - 2 Row**































































**Track Roller System**












**Round Shaft System**



<i>Linear Guidance Systems</i>		<i>Load Capacity</i>	<i>Rigidity</i>	<i>Accuracy</i>	<i>Friction</i>	<i>Speed</i>
Round Shaft System - Ball Bearing						
Round Shaft System - Plain Bearing						
Track Roller System						
Recirculating Ball System - Two Row						
Recirculating Ball Unit						
Recirculating Ball System - Four Row						
Recirculating Ball System - Six Row						
Recirculating Roller System						
Recirculating Roller Bearing						
Flat Cage System						

This chart provides a simple means for comparing the performance characteristics of the different linear motion systems available.

Linear Systems	Segment 1	Segment 2	Segment 3
Flat Cage Assemblies			
Recirculating Roller Bearing			
Recirculating Roller Systems			
Recirculating Ball - 6 row			
Recirculating Ball - 4 row			
Recirculating Ball Unit			
Recirculating Ball - 2 row			
Track Roller System			
Round Shaft System			

Characteristics	Segment 1	Segment 2	Segment 3
Load carrying capacity	High	Moderate	Low
Rigidity	Very high	Moderate	Low
Accuracy	Very high	Moderate	Low
Speed	Low	High	Moderate
Friction	Moderate	Low	Moderate
Total travel	Low	High	High / Moderate
Areas of application (example)	<ul style="list-style-type: none"> <li>● Measuring machines</li> <li>● Precision machine tools</li> <li>● Precision designs in general machine construction</li> </ul>	<ul style="list-style-type: none"> <li>● Machine tools</li> <li>● Woodworking machines</li> <li>● Sheet metal processing</li> <li>● Medical technology</li> <li>● Handling equipment</li> <li>● General machine constr.</li> </ul>	<ul style="list-style-type: none"> <li>● Feed systems</li> <li>● Transport systems</li> <li>● Handling systems</li> <li>● General machine construction</li> </ul>